

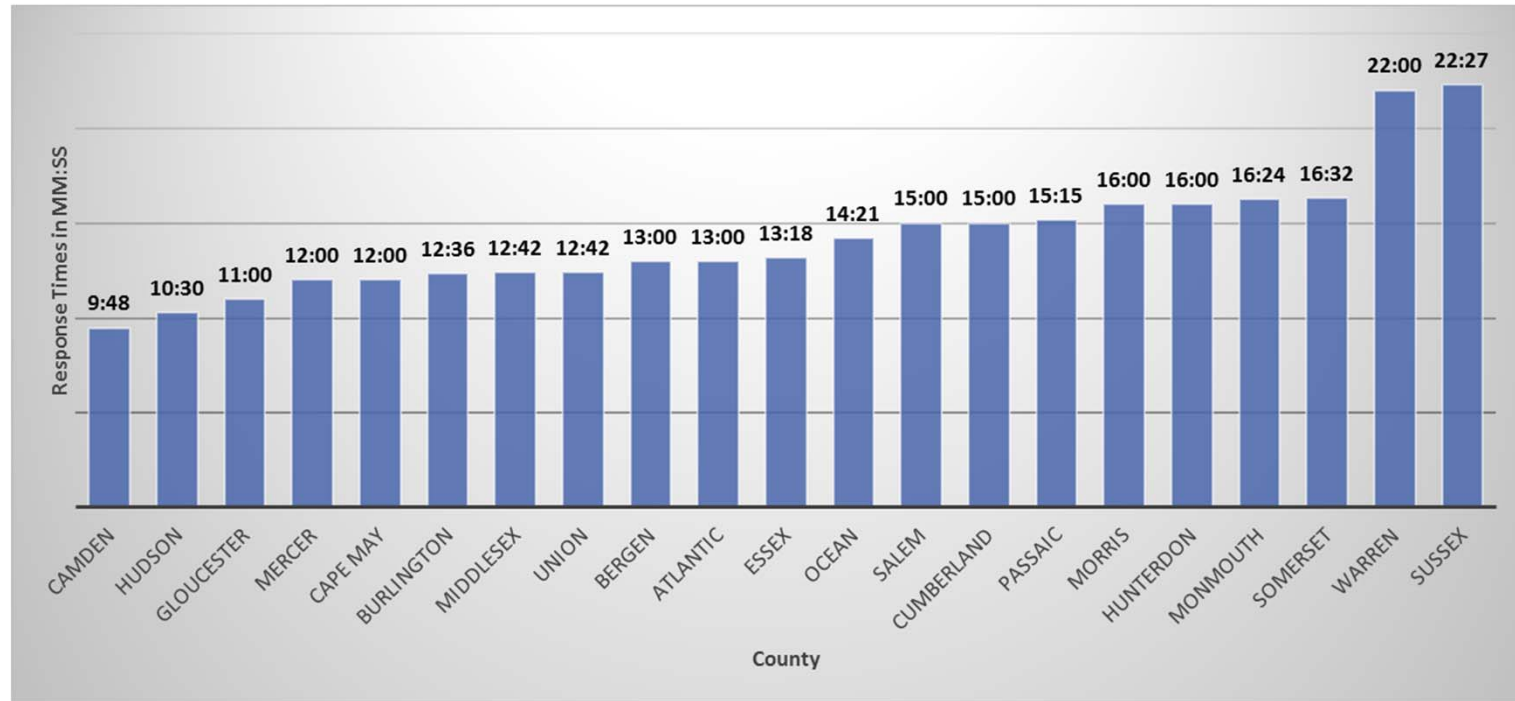
EMS Monthly Report for November, 2017

NJ Department of Health
Office of Emergency Medical Services (OEMS)



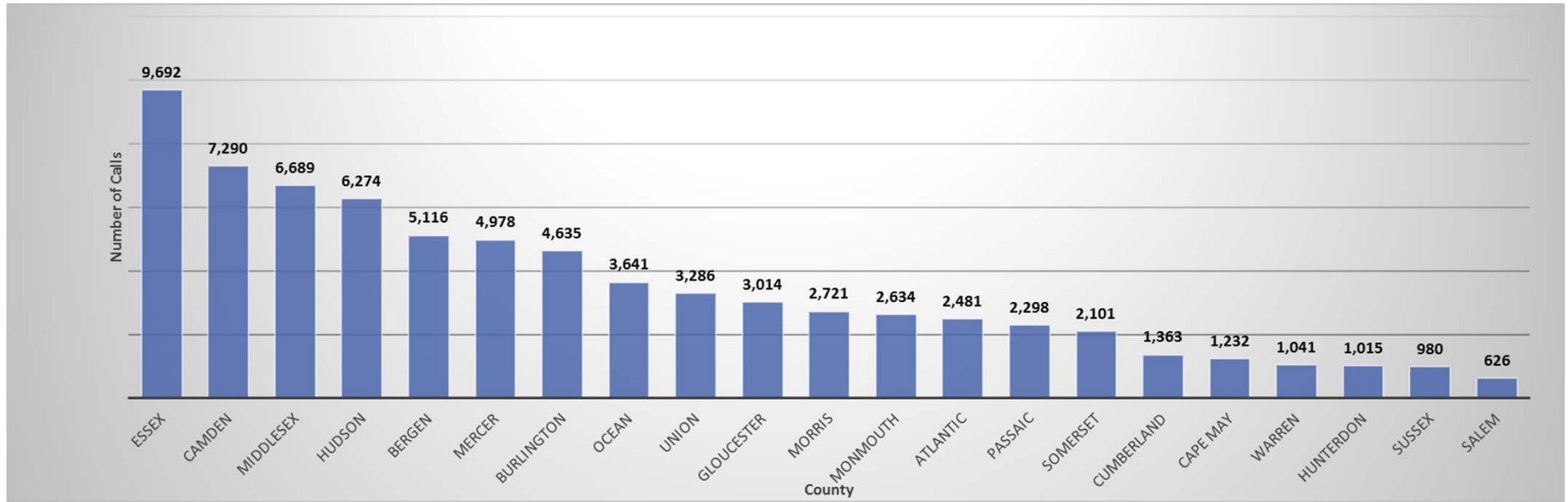
EMS Agency Response Time by County, in Minutes November, 2017

County	90th Percentile	Total calls
Camden	9:48	7,290
Hudson	10:30	6,274
Gloucester	11:00	3,014
Mercer	12:00	4,978
Cape May	12:00	1,232
Burlington	12:36	4,635
Middlesex	12:42	6,689
Union	12:42	3,286
Bergen	13:00	5,116
Atlantic	13:00	2,481
Essex	13:18	9,692
Ocean	14:21	3,641
Salem	15:00	626
Cumberland	15:00	1,363
Passaic	15:15	2,298
Morris	16:00	2,721
Hunterdon	16:00	1,015
Monmouth	16:24	2,634
Somerset	16:32	2,101
Warren	22:00	1,041
Sussex	22:27	980
Total Calls		73,107



- Response time is defined as agency dispatch to agency unit arrival on location
- Fractions of a minute were calculated: (fraction of a minute) x 60
- Includes 100% ALS and ~85% BLS statewide data
- 90th Percentile represented as MM.SS
- Non-patient type calls are excluded from this report
- Non-emergency patient transports are excluded from this report

Total Calls for EMS by County November, 2017



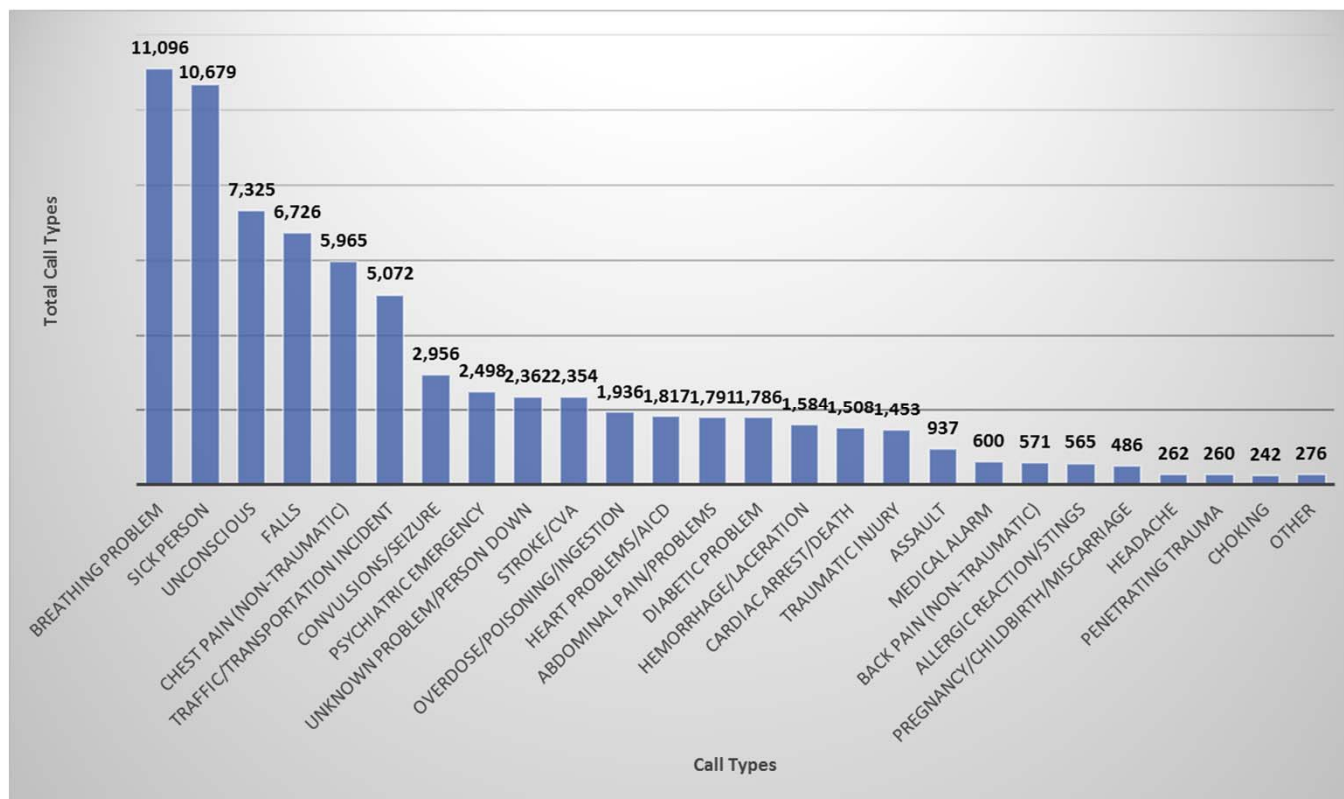
County	Essex	Camden	Middlesex	Hudson	Bergen	Mercer	Burlington	Ocean	Union	Gloucester	Morris
Total calls	9,692	7,290	6,689	6,274	5,116	4,978	4,635	3,641	3,286	3,014	2,721
%Total	13.3%	10.0%	9.1%	8.6%	7.0%	6.8%	6.3%	5.0%	4.5%	4.1%	3.70%

County	Monmouth	Atlantic	Passaic	Somerset	Cumberland	Cape May	Warren	Hunterdon	Sussex	Salem	Total calls
Total calls	2,634	2,481	2,298	2,101	1,363	1,232	1,041	1,015	980	626	73,107
%Total	3.6%	3.4%	3.1%	2.9%	1.9%	1.7%	1.4%	1.4%	1.3%	0.9%	100.0%

- Total call report includes all emergency responses by agencies where a patient encounter occurred and a report was generated
- Includes 100% ALS and ~85% BLS statewide data
- Non-patient type call types are excluded from this report
- Non-emergency patient transports are excluded in this report

Call Types with More than 100 Reported Incidents Per Month Statewide November, 2017

Call Types	# of Calls	% Total
Breathing Problem	11,096	15.2%
Sick Person	10,679	14.6%
Unconscious	7,325	10.0%
Falls	6,726	9.2%
Chest Pain (Non-Traumatic)	5,965	8.2%
Traffic/Transportation Incident	5,072	6.9%
Convulsions/Seizure	2,956	4.0%
Psychiatric Emergency	2,498	3.4%
Unknown Problem/Person Down	2,362	3.2%
Stroke/CVA	2,354	3.2%
Overdose/Poisoning/Ingestion	1,936	2.6%
Heart Problems/AICD	1,817	2.5%
Abdominal Pain/Problems	1,791	2.4%
Diabetic Problem	1,786	2.4%
Hemorrhage/Laceration	1,584	2.2%
Cardiac Arrest/Death	1,508	2.1%
Traumatic Injury	1,453	2.0%
Assault	937	1.3%
Medical Alarm	600	0.8%
Back Pain (Non-Traumatic)	571	0.8%
Allergic Reaction/Stings	565	0.8%
Pregnancy/Childbirth/Miscarriage	486	0.7%
Headache	262	0.4%
Penetrating Trauma	260	0.4%
Choking	242	0.3%
Other	276	0.4%
Total	73,107	100.0%



- The call type is a description of the emergency as designated by the dispatch center. Call type (descriptions) are based on the predefined "national" call types which are and "mapped" by the agency's specific software.
- Includes 100% ALS and ~85% BLS statewide data
- This report includes call types as reported by the EMS agency
- Non-patient type calls are excluded from this report
- Non-emergency patient transports are excluded in this report
- Some category names have been shortened for brevity

Top Five Call Types by County, November, 2017

Atlantic		Bergen		Burlington		Camden		Cape May	
Call Type	# Calls	Call Type	# Calls	Call Type	# Calls	Call Type	# Calls	Call Type	# Calls
Breathing Problem	391	Sick Person	928	Breathing Problem	649	Breathing Problem	1,191	Sick Person	204
Unknown Problem/Person Down	342	Breathing Problem	781	Falls	504	Sick Person	1,121	Falls	179
Sick Person	317	Falls	587	Unknown Problem/Person Down	500	Unconscious	951	Breathing Problem	162
Falls	220	Unconscious	454	Unconscious	455	Chest Pain (Non-Traumatic)	617	Unconscious	98
Chest Pain (Non-Traumatic)	213	Traffic/Transportation Incident	410	Heart Problems/AICD	357	Falls	523	Chest Pain (Non-Traumatic)	87
Cumberland		Essex		Gloucester		Hudson		Hunterdon	
Call Type	# Calls	Call Type	# Calls	Call Type	# Calls	Call Type	# Calls	Call Type	# Calls
Sick Person	273	Sick Person	2,017	Breathing Problem	445	Breathing Problem	1,204	Breathing Problem	163
Breathing Problem	225	Breathing Problem	1,298	Falls	386	Unconscious	751	Sick Person	123
Heart Problems/AICD	150	Unconscious	754	Unconscious	369	Sick Person	745	Traffic/Transportation Incident	111
Unconscious	103	Traffic/Transportation Incident	742	Sick Person	344	Chest Pain (Non-Traumatic)	655	Falls	103
Chest Pain (Non-Traumatic)	79	Chest Pain (Non-Traumatic)	731	Chest Pain (Non-Traumatic)	232	Falls	410	Unconscious	95
Mercer		Middlesex		Monmouth		Morris		Ocean	
Call Type	# Calls	Call Type	# Calls	Call Type	# Calls	Call Type	# Calls	Call Type	# Calls
Sick Person	1,009	Breathing Problem	926	Breathing Problem	384	Sick Person	486	Breathing Problem	614
Breathing Problem	646	Sick Person	879	Falls	358	Breathing Problem	388	Falls	491
Chest Pain (Non-Traumatic)	506	Falls	758	Unconscious	309	Falls	353	Unconscious	376
Falls	394	Unconscious	740	Traffic/Transportation Incident	244	Unconscious	235	Sick Person	315
Unconscious	376	Traffic/Transportation Incident	561	Chest Pain (Non-Traumatic)	205	Chest Pain (Non-Traumatic)	201	Traffic/Transportation Incident	235
Passaic		Salem		Somerset		Sussex		Union	
Call Type	# Calls	Call Type	# Calls	Call Type	# Calls	Call Type	# Calls	Call Type	# Calls
Breathing Problem	421	Unknown Problem/Person Down	139	Breathing Problem	322	Sick Person	177	Sick Person	536
Sick Person	322	Breathing Problem	82	Unconscious	305	Breathing Problem	127	Breathing Problem	516
Unconscious	241	Traffic/Transportation Incident	51	Sick Person	274	Falls	106	Unconscious	303
Chest Pain (Non-Traumatic)	226	Unconscious	39	Chest Pain (Non-Traumatic)	265	Chest Pain (Non-Traumatic)	81	Chest Pain (Non-Traumatic)	270
Falls	145	Traumatic Injury	35	Falls	203	Traffic/Transportation Incident	67	Falls	258
Warren		New Jersey							
Call Type	# Calls	Call Type	# Calls						
Breathing Problem	161	Breathing Problem	11,096						
Sick Person	143	Sick Person	10,679						
Traffic/Transportation Incident	113	Unconscious	7,325						
Falls	108	Falls	6,726						
Unconscious	107	Chest Pain (Non-Traumatic)	5,965						

- The call type is a description of the emergency as designated by the dispatch center. Call type (descriptions) are based on the predefined "national" call types which are "mapped" by the agency's specific software.
- Includes 100% ALS and ~85% BLS statewide data.
- This report includes call types as reported by the EMS agency.
- Non-Patient type calls are excluded from this report.
- Non-Emergency patient transports are excluded in this report.
- Some category names have been shortened for brevity.